


# TEAMGROUP Gen5 SSD IG5666 FW Update operating instruction

## Notice :

- This firmware update tool is only applicable to the **GE PRO** product model (Model Name: **T-FORCE TM8FFS002T / T-FORCE TM8FFS004T**) with the **IG5666** controller. The update can only be performed on one SSD at a time.
- Please ensure that your SSD meets the following conditions before proceeding with the firmware update:
  - **Product Model:** GC PRO (Model Name: T-FORCE TM8FFS002T / T-FORCE TM8FFS004T)
  - **Controller:** IG5666
  - **Current Firmware Version:** 050g020U
  - **Upgradable to Firmware Version:** 050g050G
- During the firmware update process, data stored on the SSD may be lost. It is strongly recommended to back up important data beforehand to prevent data loss.
- This firmware update operation is only supported on **Windows 10 / Windows 11** operating systems.

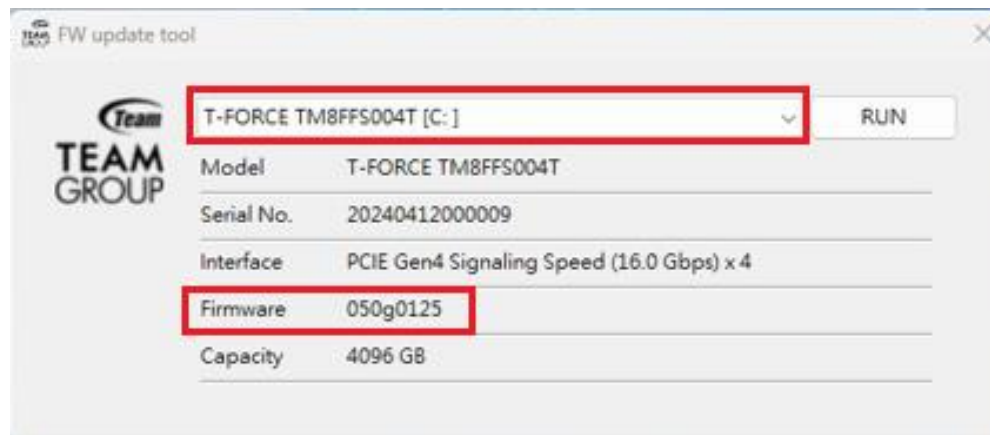
## 1. Firmware Update Process.

1-1. Execute the “**FW update tool**”.

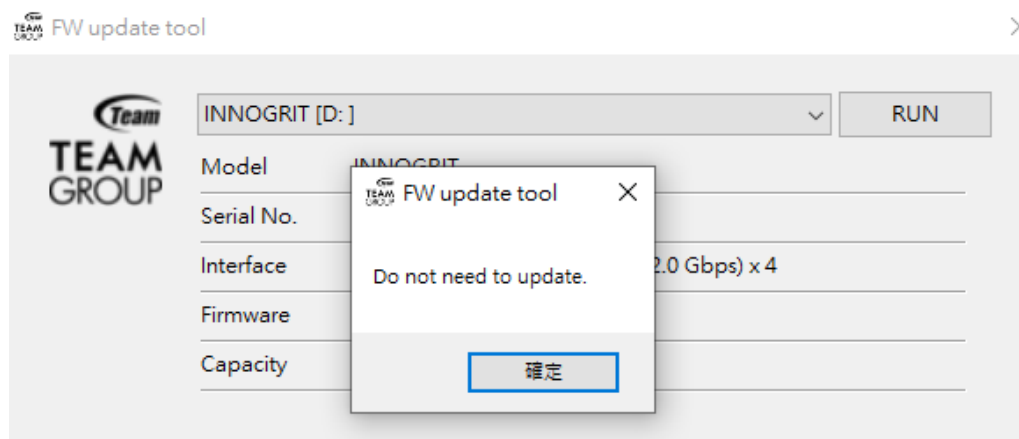


1-2. Select the SSD device to be updated and confirm the old firmware version.

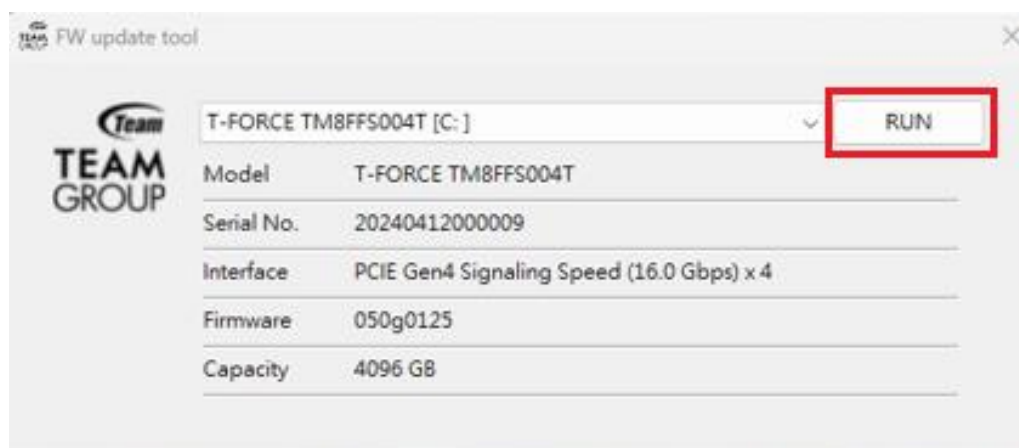
# TEAMGROUP Gen5 SSD IG5666 FW Update operating instruction



\* If the FW is already the latest version or the FW version is not in the supported update list, the program will prompt that no update is required.

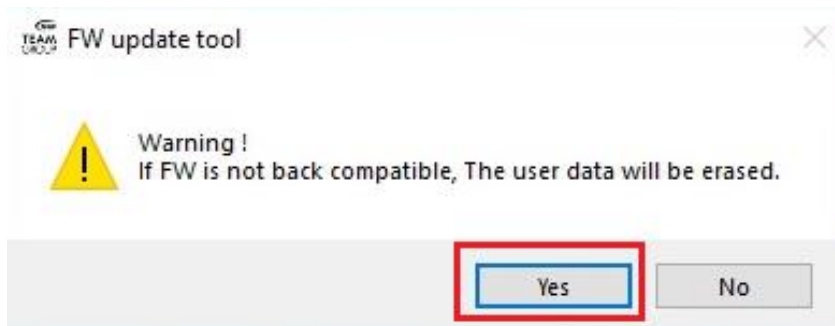


1-3. Click "RUN" to start updating FW.

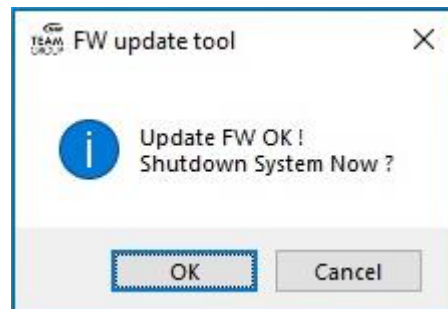


# TEAMGROUP Gen5 SSD IG5666 FW Update operating instruction

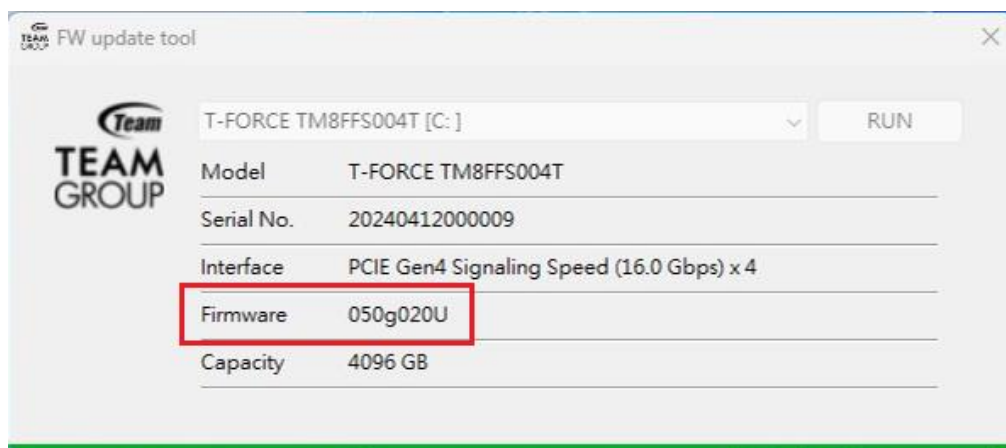
1-4. Click "Yes" to start updating FW.



1-5. Update FW completed. Click "OK" to Shutdown your computer.



1-6. Check whether the firmware version of the SSD is the new version FW.




# TEAMGROUP Gen5 SSD IG5666 FW Update operating instruction

## 2. Firmware version confirmation:

2-1. Please go to the following path to download and install the Team Group S.M.A.R.T tool to check your SSD firmware version.

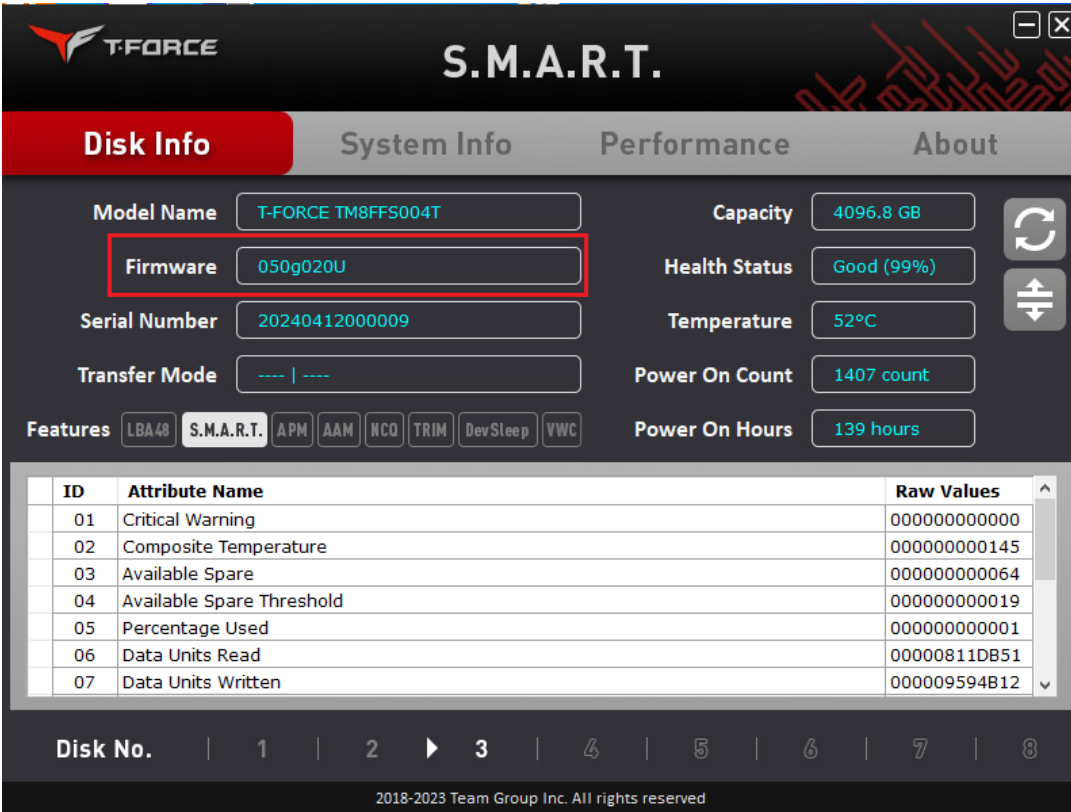
- **Team Group S.M.A.R.T. Tool :**

<https://support.teamgroupinc.com/en/support/download.php>

SSD Product	SSD S.M.A.R.T. TOOL	v0.1.6.2	2023-06-19	9.3MB	
-------------	---------------------	----------	------------	-------	---

2-2. Use Team Group SMART Tool to confirm whether the FW version of the updated SSD is the new version FW.

# TEAMGROUP Gen5 SSD IG5666 FW Update operating instruction



The screenshot displays the T-FORCE S.M.A.R.T. utility interface. The 'Disk Info' tab is selected, showing the following details:

- Model Name: T-FORCE TM8FFS004T
- Capacity: 4096.8 GB
- Firmware: 050g020U (highlighted with a red box)
- Health Status: Good (99%)
- Serial Number: 20240412000009
- Temperature: 52°C
- Transfer Mode: ---- | ----
- Power On Count: 1407 count
- Power On Hours: 139 hours

Below the disk info, there is a 'Features' section with buttons for LBA48, S.M.A.R.T., APM, AAM, NCQ, TRIM, DevSleep, and VWC. The S.M.A.R.T. button is currently selected.

A table of attributes is shown below the features section:

ID	Attribute Name	Raw Values
01	Critical Warning	000000000000
02	Composite Temperature	00000000145
03	Available Spare	000000000064
04	Available Spare Threshold	000000000019
05	Percentage Used	000000000001
06	Data Units Read	00000811DB51
07	Data Units Written	000009594B12

At the bottom, there is a 'Disk No.' section with a navigation bar showing disks 1 through 8, with disk 3 currently selected. The footer text reads: 2018-2023 Team Group Inc. All rights reserved.

**Notice: If you encounter issues while updating the SSD FW, please contact our sales or customer service team directly for assistance.**